

# Clitheroe Royal Grammar School

A Specialist Language College



## Admissions Handbook

For entry September, 2012

Date of Examination  
Saturday, 24th September, 2011  
9.00 a.m.

Dear Parents / Carers

Thank you for considering Clitheroe Royal Grammar School as the next stage in your son's or daughter's education. Clitheroe Royal Grammar School is based on firm values and traditions and provides not only outstanding academic opportunities, but also an environment where each student can develop essential life skills.

Ofsted inspected our school in November, 2006 and concluded that Clitheroe Royal Grammar School "is an outstanding school". In July 2010 Ofsted completed an interim assessment which indicated that the school's outstanding performance had been sustained.

The school is a mixed, selective 11-18 Academy school. Tuition is entirely free. Clitheroe Royal Grammar School is a Specialist Language College.

Entry to the school is by selection at 11+. Places will be offered to those children who, through the selection procedure, prove that they are suited to the type of education provided at Clitheroe Royal Grammar School. The approved admission number is 120 each year and pupils who are usually in their year 6 at primary school are eligible to enter. The school is required to comply with the Lancashire Co-ordinated Scheme for secondary school admissions to year 7. Under this scheme, only one offer of a school place will be made by Lancashire for admission to any secondary school including Clitheroe Royal Grammar School. Parents may express up to three preferences for admission to all maintained secondary schools. The priority in which parents express their preferences will be used to determine which one offer is made.

To gain entry to Clitheroe Royal Grammar School pupils must take the Entrance examination. This takes place on Saturday 24<sup>th</sup> September 2011. Parents who wish their son/daughter to take the entrance examination must complete a Clitheroe Royal Grammar School application form which can be found at the back of this booklet. This form must be returned to the school by 12 noon on Wednesday, 14<sup>th</sup> September 2011. This will be the final date for acceptance of applications.

Please note that all four Grammar Schools in Lancashire will be holding their entrance tests on the same day.

Following the test parents will be informed as to whether their son or daughter has reached the required standard for entry to the school.

In addition to completing the Clitheroe Royal Grammar School application form parents **must** complete a Lancashire County Council application form and return it to their son's/daughter's current primary school by Sunday 31<sup>st</sup> October 2011. Lancashire also have an on-line site at [www.lancashire.gov.uk/e-admissions](http://www.lancashire.gov.uk/e-admissions).

Parents must list Clitheroe Royal Grammar School as one of their preferences on this form if they want their son/daughter to be considered for a place.

Both Lancashire County Council and Clitheroe Royal Grammar School operate an equal preference system. However, the preferences expressed by parents **will** determine which one offer is made.

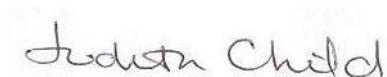
It is important that parents understand that the system of allocation of school places by the Local Authority (LA) will mean that if, after applying the admissions criteria, a child appears on the eligible list of their *first preference* school, then this is the place that will be offered. A candidate with Clitheroe Royal Grammar School as a second or third preference, even if qualified by test score, cannot be offered a place if they are eligible for a school for which a higher preference has been indicated on the Common Application Form.

The **examination** will be held on **Saturday, 24<sup>th</sup> September, 2011** at the **Chatburn Road site** of the school and will consist of a Mathematics paper, an English paper and a Verbal Reasoning paper which is age-weighted. The English and Mathematics tests will be of a similar standard to the work that your son / daughter is doing in primary school. Examples of questions similar to those set are given in this booklet.

On **Thursday 8<sup>th</sup> September, 2011** there will be an **Open Evening** at the school starting at **5.30 p.m. till 7.30 p.m.** and prospective pupils and their parents are encouraged to come along to view the school and pupils' work, meet the pupils and staff and obtain further information.

We look forward to seeing you on 8<sup>th</sup> September.

Yours sincerely



Judith Child  
Headteacher

## ARRANGEMENTS FOR THE 11+ TESTS

1. Candidates will be required to take three tests. These will be Mathematics, English and Verbal Reasoning tests which will be similar in standard to the work done in primary schools. The Verbal Reasoning test is age-weighted.
2. All pupils of the academic year 6 at primary school are entitled to take the tests. To be eligible to take the test, parents must complete the Clitheroe Royal Grammar School Application Form to be found at the back of this booklet. This form must be returned to Clitheroe Royal Grammar School by **12 noon on Wednesday 14<sup>th</sup> September 2011**.
3. The tests will take place at Clitheroe Royal Grammar School, Chatburn Road on **Saturday morning, 24<sup>th</sup> September, 2011 at 9.00 a.m.**
4. The tests will begin at 9.10 a.m. Candidates should arrive no later than 9.00 a.m. The tests should be finished by 12.15 p.m. Parents will not be allowed into school due to restrictions on space.
5. All materials required for the examination will be provided.
6. There will be a break at which free refreshments will be provided.
7. Following the test parents will be informed as to whether their son/daughter has reached the required standard for entry to Clitheroe Royal Grammar School. Please note that the number of candidates reaching the required standard may be greater than the number of places available. Further details will be given at the Open Evening. Parents will be informed by Wednesday 12<sup>th</sup> October.
8. Parents must also complete the Lancashire Common Application Form to be found in the Lancashire composite admissions prospectus. This form must be returned to your son/daughter's current primary school by **Monday 31<sup>st</sup> October 2011**. Parents must list Clitheroe Royal Grammar School as one of 3 preferences for their son/daughter to be considered for a place. If you live in a neighbouring authority, you must list Clitheroe Royal Grammar School as a preference on the form for your home authority.
9. On 1<sup>st</sup> March 2012, The Local Authority will write to every parent in Lancashire who completed the common application form, on behalf of all Lancashire maintained secondary schools, to inform them of the allocated school place. The letter will also advise parents of their right to appeal and tell them who to contact to make their appeal. Clitheroe Royal Grammar School will also write to parents at this time.
10. Last year, in total, 421 candidates applied for 120 places.
11. Where a candidate is too ill to take the examination, parents must telephone the school at 9.00 a.m. on the morning of the examination and, provided there is a note from a medical practitioner, alternative arrangements will be made. Alternative arrangements may also be made in the case of adverse weather conditions or accidents.
12. If a student experiences any problems during the examinations we will take appropriate action to support them.
13. The school is not required to make any comments on the results.
14. Parents whose son/daughter has special needs are advised to contact the school, in writing, well in advance of the examination. This will ensure that any special arrangements can be made.

## ENTRY FOR 2012

### ENTRANCE EXAMINATION DETAILS

#### TIMETABLE FOR YEAR 7 ENTRY FOR 2012

Week commencing Monday 5 <sup>th</sup> September 2011	Lancashire Local Authority admissions prospectus circulated to parents (via primary schools)
Thursday 8 <sup>th</sup> September 2011 <b>5.30 – 7.30 p.m.</b>	Open Evening – an opportunity for parents and pupils to visit the school and to talk with our pupils and staff. The CRGS Admissions Handbook and prospectus will be available on this evening. Our Admissions Policy and Admissions Handbook are available on the school website, <a href="http://www.crgs.org.uk">www.crgs.org.uk</a> .
Wednesday 14 <sup>th</sup> September 2011 12.00 noon	Closing date for application forms for CRGS. This form must be returned directly to the school by noon on Wednesday 14 <sup>th</sup> September to ensure that your son/daughter is registered for the entrance exam.
Saturday 24 <sup>th</sup> September 2011 9.00 a.m. – 12.15 p.m.	Entrance test at CRGS. Pupils will be tested on Verbal Reasoning, Maths and English.
Wednesday 12 <sup>th</sup> October 2011	Parents will be informed by this date as to whether their son/daughter has reached the required standard for entry to the school. Please note the number of candidates reaching the required standard may be greater than the number of places available. Further details will be given at the open evening.
Monday 31 <sup>st</sup> October 2011	Parents must return the completed Local Authority application form to their son/daughter's current primary school. To be considered for a place Clitheroe Royal Grammar School must be listed as one of the three preferences.
Thursday 1 <sup>st</sup> March 2012	The Local Authority will inform parents of their allocated secondary school place.

The closing date for applications is **12 noon on Wednesday 14<sup>th</sup> September 2011**. We will not accept, under any circumstances, applications received after this date. We will confirm in writing that we have received your application form, inform you whether your address is considered to be catchment or non-catchment and give specific details about the examination. If you have not received this confirmation by Thursday 22<sup>nd</sup> September please ring school (01200 423379).

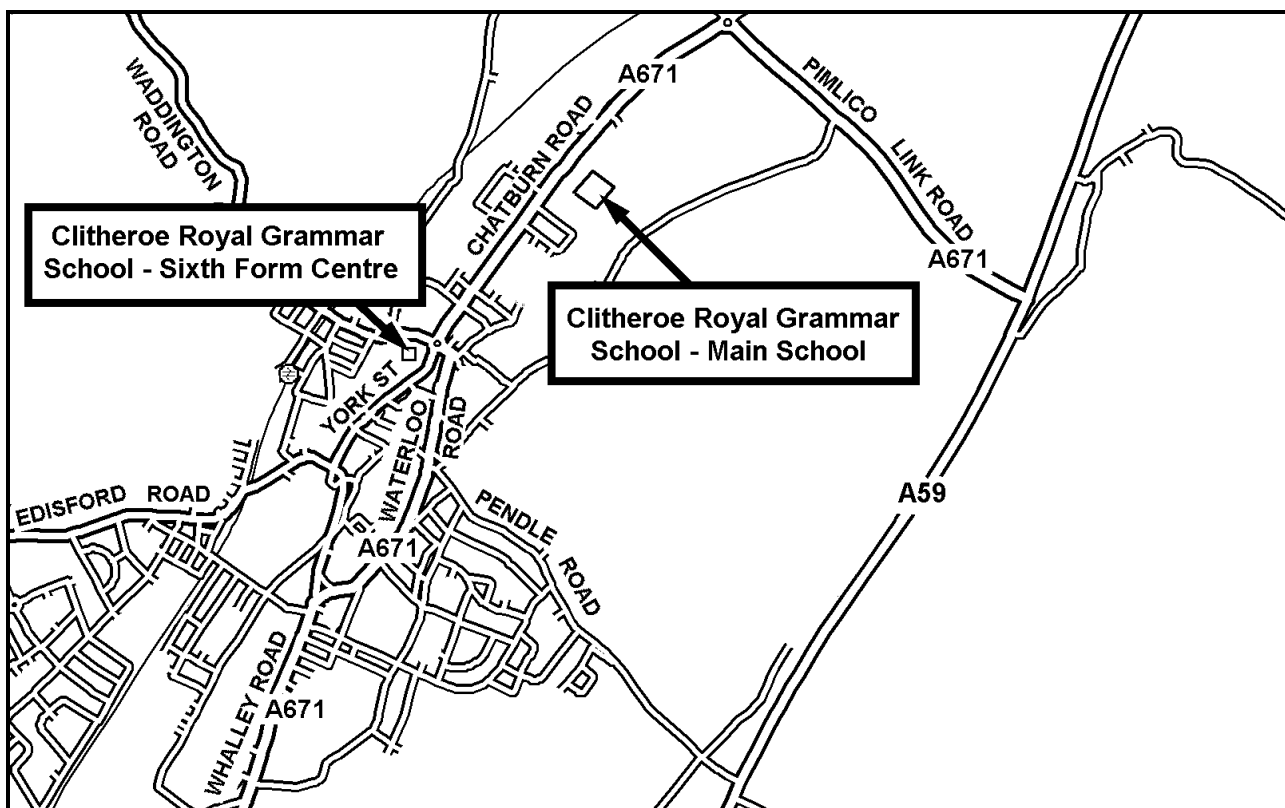
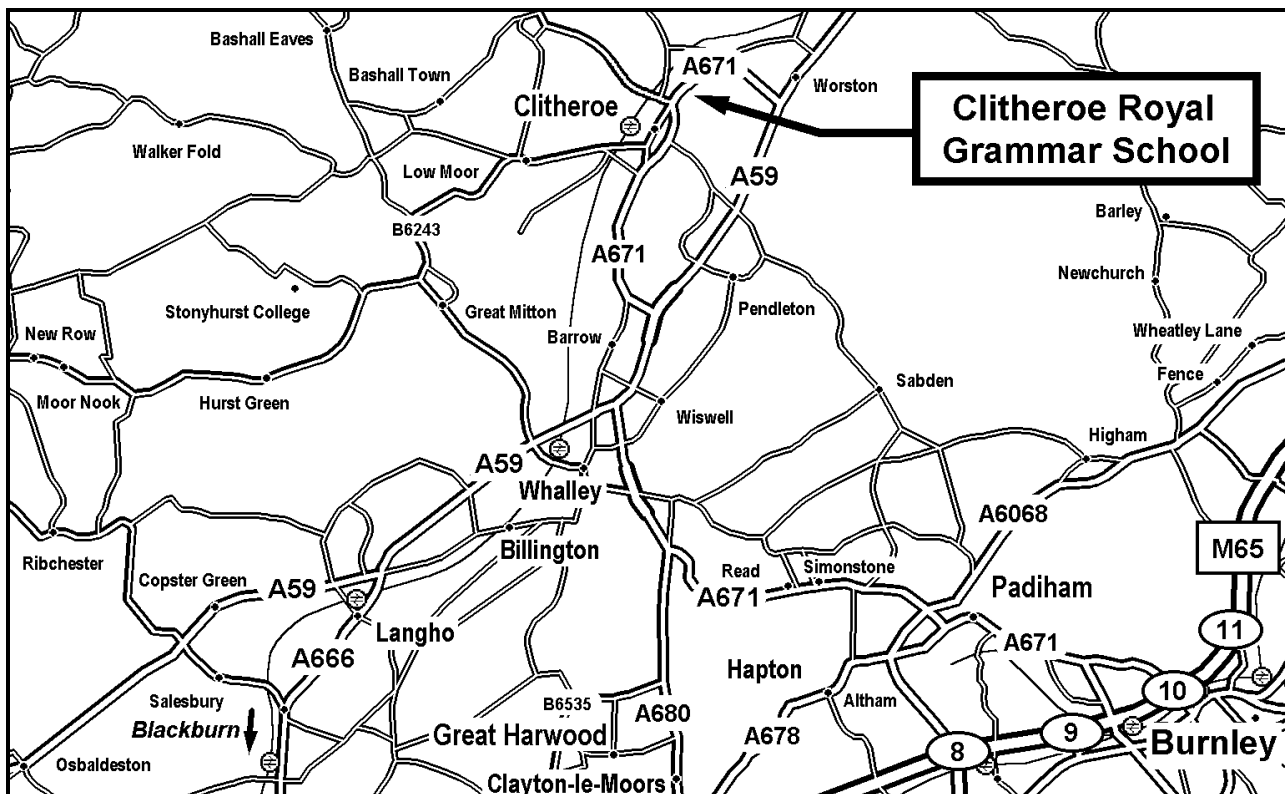
The completed Lancashire Common Application Form must be returned to your child's current school or, for children not attending Lancashire maintained primary schools, the form should be returned to the appropriate Area Education Office. The deadline for the return of the common application forms to Lancashire is **Monday 31<sup>st</sup> October 2011**.

# Clitheroe Royal Grammar School

Chatburn Road, Clitheroe, Lancashire BB7 2BA

Tel: 01200 423379 Fax: 01200 444749

Email: head@clitheroe.lancsngfl.ac.uk



Reproduced from the Infomap, PJssoft Ordnance Survey map by permission of Ordnance Survey on behalf of the controller of Her Majesty's Stationery Office. © Crown Copyright MC 100029112

## Clitheroe Royal Grammar School

### Admissions Policy

#### For admission in 2012

The school is a mixed, selective 11-18 grammar school providing a free education. As an academy school, the governors are responsible for setting the school's admission arrangements. In common with state schools throughout the country, Clitheroe Royal Grammar School will be part of a co-ordinated local admission scheme. Details are provided below.

Traditionally the school has drawn its pupils not only from the catchment area (see Notes 2 and 3), but from other places within travelling distance.

#### **I ADMISSION OF STUDENTS TO YEAR 7**

##### **i) Admissions Number**

The number of intended admissions to year 7 is 120.

##### **ii) The Tests**

For eligible candidates (see Note 1) the entrance examination will consist of 3 separate tests:

- a) Verbal Reasoning
- b) Mathematics
- c) English

The tests will be conducted at the school. Arrangements to take the tests will be announced in the local press each year (and are obtainable from the school) and the tests themselves will be taken in the autumn term.

A candidate may only sit the entrance examination once.

Parents / carers who wish their son/daughter to take the entrance examination, should complete a Clitheroe Royal Grammar School application form.

##### **iii) Admission Criteria and Over-subscription**

Once the tests have been marked parents / carers will be informed whether their child has reached the required standard. Pupils will need to show that they have the ability to benefit from the education provision of the school by reaching the required standard, although this will not guarantee a place if the number of pupils achieving this score exceeds the number of places available.

**The school will not distinguish between candidates on grounds of sex, race, nationality, national origin, ethnic origin, disability, faith or denominational background.**

Note: Pupils with a current statement of special educational needs issued by a local authority, and who have achieved the required standard in the admissions tests, will be offered a place.

Clitheroe Royal Grammar School has a planned admission number for each year of 120. If the number of applicants reaching the required standard is less than 120, then all of these applicants will be deemed 'eligible'.

If the number reaching the required standard is greater than 120 and the school is therefore over-subscribed, then the school will rank these applicants according to the following admissions priority criteria:

- 1) Children in public care (looked after children) who reach the required standard
- 2) Candidates who live in the catchment area who reach the required standard
- 3) Candidates who live outside the catchment area who reach the required standard

Candidates within over-subscription categories 2 and 3 will be ranked according to ability as demonstrated in the testing process.

In the event of equal scores within over-subscription categories 2 and 3, the final determining factor will be the proximity of the child to the school (see Note 4).

In the case of over-subscription, a confidential waiting list will be drawn up. This waiting list will be maintained for the full autumn term in the academic year of admission. Position on the waiting list will be on the basis of ability. Where more than one candidate is at the same position on the list, priority will be given in the same order as over-subscription categories 2 and 3 and then to the individual nearest to the school (see Note 4).

Until the end of the autumn term in year 7, if a candidate withdraws, his/her place will be offered to the highest placed applicant on the waiting list.

iv) Further Information

For those candidates who have some inconsistency in scores and / or are borderline for admission, further information may be requested from the primary school subject to parental consent.

v) Co-ordinated Admissions Policy

The school is required to comply with the Lancashire Co-ordinated Scheme for secondary school admissions to year 7 (see Note 5). Under this scheme, only one offer of a school place will be made by Lancashire for admission to any secondary school including Clitheroe Royal Grammar School. Parents may express up to three preferences for admission to all maintained secondary schools. The priority in which parents express their preferences will be used to determine which one offer is made.

**It is important that parents understand that the system of allocation of school places by the Local Authority (LA) will mean that if, after applying the admissions criteria, a child appears on the eligible list of their *first preference* school, then this is the place that will be offered. A candidate with Clitheroe Royal Grammar School as a second or third preference, even if they have reached the required standard, cannot be offered a place if they are eligible for a school for which a higher preference has been indicated on the Common Application Form.**

(vi) Assessment of Candidates Relocating to the Area

Parents or guardians of candidates for year 7 who move from another area of the country into the vicinity of the school (whether inside the catchment area or not) after the closing date for the submission of the Clitheroe Royal Grammar School application form, may apply to the school for them to be assessed.

During the period from the time of the examination to the end of the first term in year 7, the assessment will follow a similar pattern to that used for the entrance examination. If an application is made after the first term has ended, then an age-weighted reasoning test and tests set by the school of appropriate National Curriculum work will be used. If the candidate reaches a level comparable to students who have already been admitted and no places are available, the candidate's name will be placed on a confidential waiting list, ranked according to overall performance in the tests and proximity to the school (see Note 4), in that order. Please also see note 6.

## **SUMMARY OF THE APPLICATION PROCESS FOR THE ADMISSION OF STUDENTS TO YEAR 7**

1. The application form to take the Clitheroe Royal Grammar School examination must be completed and submitted by the school's closing date. This application form is available in the Admissions Handbook, available from the school, or on the school's website.
2. The examination is held in the autumn term.
3. Parents / carers will be notified as to whether their child has reached the required standard sufficiently before the closing date for the return of the Lancashire Authority Common Application Form. We advise that parents / carers wait for this notification from Clitheroe Royal Grammar School before completing and returning the Common Application Form.
4. Parents / carers submit the Common Application Form. Parents who wish their child to be considered for a place at Clitheroe Royal Grammar School must list the school as one of their three preferences.
5. The LA will post notification of allocations as per their schedule. At the same time in the spring term Clitheroe Royal Grammar School will also post offers of places to successful candidates.

Parents will be required to confirm to their LA within 14 days, if they do not wish to accept a place offered.

6. Parents / carers whose child has been offered a place at Clitheroe Royal Grammar School will be asked to confirm their acceptance of the place.

## **II ADMISSION OF STUDENTS TO YEARS 8 to 11**

Students may be admitted to years 8 to 11 provided that their admission does not prejudice the provision of efficient education and use of resources.

The school will assess candidates who have not previously taken the Clitheroe Royal Grammar School entrance examination and who move into the vicinity of the school (whether inside the catchment area or not) if the parent or guardian wishes. The assessment will involve tests in Mathematics, Science and English. If the candidate reaches a level comparable to students who have already been admitted and no places are available, the candidate's name will be placed on a confidential waiting list, ranked according to overall performance in the tests and proximity to the school, in that order. Please also see note 6.

### **III ADMISSION OF STUDENTS TO THE SIXTH FORM**

Applications for admission to the school's Sixth Form are welcome from all Year 11 applicants. Details of requirements are published each year in the Sixth Form Guide. These include a general requirement and specific subject requirements. The criteria for admission are high enough GCSE grades. There is an expectation that applicants will have a sound track record at their present school. In the event of over-subscription, GCSE performance and then proximity to the school (see Note 4) will be used to allocate places. The school has a target figure of 255 students from outside the school to join existing Clitheroe Royal Grammar School students who wish to continue into the Sixth Form.

Academic references will be sought from the external applicant's present school. All applicants will also be invited to discuss choices of subjects with senior staff.

Students must submit their application form (to be found in the Sixth Form Guide and on the website) by the published closing date in order to be eligible for entry.

Students who move into the area after the published closing date and who wish to apply to join the sixth form at Clitheroe Royal Grammar School are advised to contact the school at the earliest opportunity so that their application can be considered if space allows.

Any student refused entry has a right of appeal.

### **IV APPEALS PROCEDURE**

A parent or carer may appeal against the decision of the Admissions Committee for non-admission.

The appeal process is entirely separate from the allocation of places under the admission arrangements.

Places given on appeal are in addition to those already offered.

Parents of candidates who have not been allocated a place can obtain an appeal form from school after formal notification of places by the local authority. These must be completed and returned to the school within 15 school days of notification by the local authority.

The Appeals Panel is constituted in accordance with the School Standards and Framework Act 1998 and all members are independent of the school and of the Local Authority. Its decisions will be binding on the Admission Authority and on the parents.

Consideration by the Appeals Panel will be in two distinct stages:

i) The Factual Stage, when the Panel decides whether the admission arrangements have been properly applied and, separately, whether prejudice would be caused to the efficient education of children in the school by reason of increased numbers. If prejudice is proved the Panel must move to:

ii) The Balancing Stage, when the Panel exercises its discretion, balancing between the degree of prejudice to efficient education, which would result from admitting the child, and the strength of the parent or guardian's case before arriving at a decision that is binding on both the Admission Authority and the parent.

Further details of the appeal arrangements are obtainable from:

The Clerk to the Appeals Panel, Clitheroe Royal Grammar School, York Street, Clitheroe, Lancashire, BB7 2DJ.

**EXPLANATORY NOTES**

**Note 1** Eligible candidates are those whose 11th birthdays fall between 1 September and 31 August inclusive, in the twelve months immediately preceding entry the following September. Children whose 10th birthdays fall between 1st September and the last day of February of their National Curriculum year 5 and who are of outstanding ability for their age, may also be considered for a place. This will only be with the unreserved and strong recommendation of the child's Primary School Headteacher. Other applicants outside the normal age group will be considered carefully on the basis of the circumstances of each case.

**Note 2** To establish residential status in the school's catchment area requires that the family permanently reside within the designated area shown in Appendix 2 before the closing date for applications. Permanent residency is defined as owner occupancy or long-term letting contract of a residential property where child benefit is received and the appropriate council tax is paid by the occupier (evidence may be required). In the case of a recent change of address, additional evidence will be required in the form of evidence of exchange of contracts or a signed tenancy agreement. This is in addition to the child benefit statement and evidence of the appropriate council tax paid by the occupier. Families whose first home is outside the catchment area and/or who are only living in short-term rented property or temporarily with friends or relatives in the area will be deemed to live outside the catchment area.

Where a pupil lives with one parent for part of the week and the rest of the week with the second parent, only one address can be used for application. This will normally be (a) where the child lives for most of the school week and the address from which the child travels to/from school and (b) the address to which Child Benefit is paid.

**Note 3** If it is subsequently discovered that an application contains a falsely claimed or dated address in the catchment area, then any offer of a place will be withdrawn.

**Note 4** Nearest will be defined in terms of straight line distance between the candidate's home front door and the front entrance of the school; the Chatburn Road site in the case of applicants to years 7 to 11 and the York Street site in the case of applicants to the Sixth Form. In the event of a tied distance measurement between address points, the Local Authority's system of a random draw will determine which address(es) receive the offer(s).

**Note 5** Details of Lancashire's scheme may be found in the composite prospectus issued by Lancashire to parents of year 6 pupils early in September. Parents of children who do not attend Lancashire maintained primary schools can obtain copies of the composite prospectus from the Area Education Office, The Globe Centre, St James Square, Accrington, BB5 0RE.

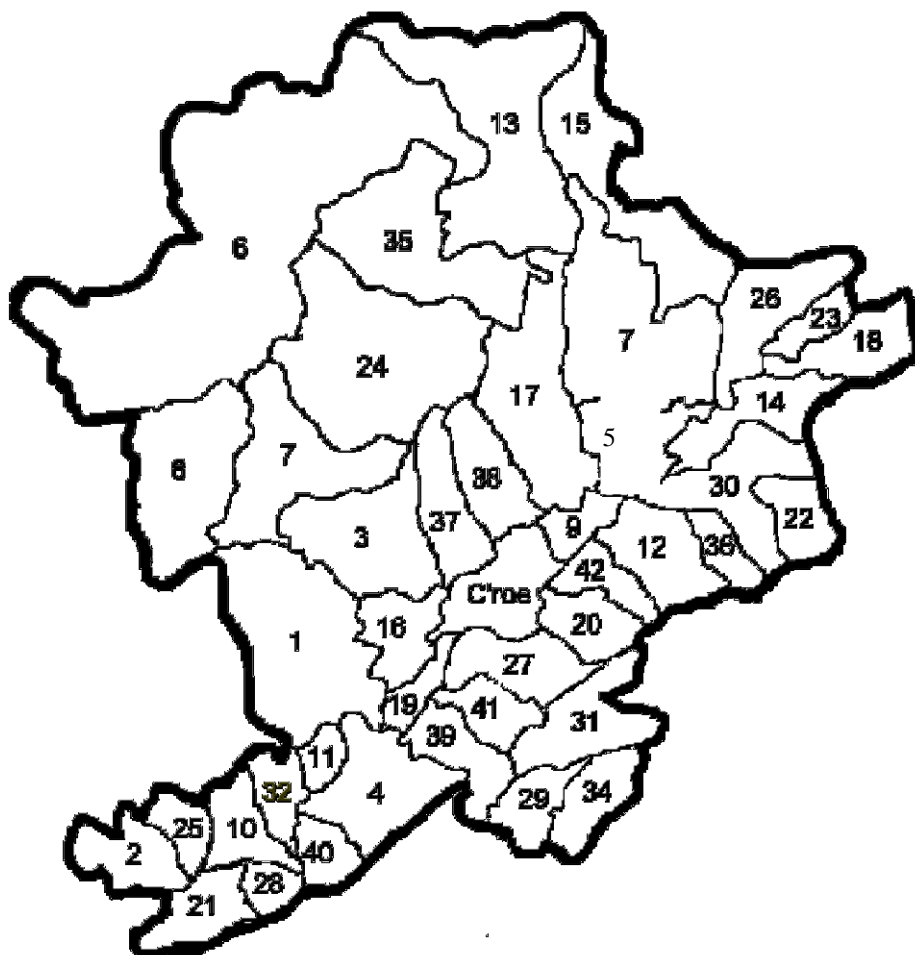
**Note 6** For parents who are relocating to the area and who are unable to arrange for their child to take the entrance examination in the normal way, it is necessary to complete two forms as outlined below:

- 1) The CRGS application form, obtainable from and returnable to the school, which must be completed in order to arrange for the necessary assessment to take place
- 2) The Local Authority's Common Application Form stating 3 preferences. This form must be returned to the Area Pupil Access Team of your local authority. The Local Authority will consider the 3 preferences equally, in liaison with other admissions authorities. The offer of a place will be made by the Local Authority.

**CLITHEROE ROYAL  
GRAMMAR SCHOOL'S  
CATCHMENT AREA**

The catchment area consists of the following Civil Parishes:

1. Aughton, Bailey & Chaigley
2. Balderstone
3. Bashall Eaves
4. Billington
5. Bolton by Bowland
6. Bowland Forest High
7. Bowland Forest Low
8. Bowland with Leagram
9. Chatburn
10. Clayton-le-Dale
- Clitheroe** (shown as C'roe)
11. Dinckley
12. Downham
13. Easington
14. Gisburn
15. Gisburn Forest
16. Great Mitton
17. Grindleton
18. Horton
19. Little Mitton
20. Mearley
21. Mellor
22. Middop
23. Newsholme
24. Newton
25. Osbaldeston
26. Paythorne
27. Pendleton
28. Ramsgreave
29. Read
30. Rimington
31. Sabden
32. Salesbury
33. Sawley
34. Simonstone
35. Slaidburn
36. Twiston
37. Waddington
38. West Bradford
39. Whalley
40. Wilpshire
41. Wiswell
42. Worston



## CLITHEROE ROYAL GRAMMAR SCHOOL

### 11+ ENTRANCE EXAMINATION

There will be three tests which all consist of multiple choice questions.

Test 1 will be a Mathematics paper. It is not possible to give a score that will guarantee a place but on the basis of the evidence of how pupils have scored in previous years, a score of around 65 – 70% would be required on Test 1 for a pupil to gain a place at Clitheroe Royal Grammar School.

**Please note the above figures are given for guidance only.**

Test 2 will be an English test consisting of one or two passages with multiple choice questions plus questions on spelling, punctuation and grammar.

Test 3 will be a Verbal Reasoning Test. This test is intended to be as independent as possible of any particular school curriculum. The tests indicate a candidate's ability to reason with words and numbers presented through the written medium.

Tests 2 and 3 are set by GL assessment and are copyright. Whilst we cannot include a past paper, we have included some exemplar material for the guidance of parents and prospective candidates.

A break will be taken during the morning and free refreshments provided.

#### Guidance to parents

The following pages give examples of the kind of questions that are to be set but they are not exhaustive. The standard is up to that of KS2 level 5.

It is up to parents to decide whether or not they feel it is appropriate for their son/daughter to be entered for the Clitheroe Royal Grammar School test.

GL assessment do publish sample tests. These are available from major bookshops.

Examples similar to some of the questions in the Entrance exam follow below. The examples are a sample and do not constitute a definitive syllabus.

Answers to be marked on separate answer sheet.

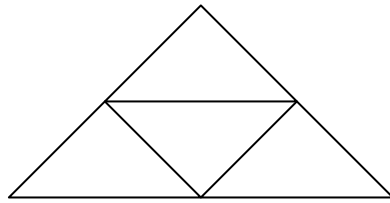
All questions are multiple choice

**MATHEMATICS**

1. What is the missing number in the number sentence  $24 \div [ ] = 3$  ?

- A 21    B 8    C 6    D 36    E 3

2. How many triangles are there in this figure ?



- A 1    B 3    C 4    D 5    E 0

3. In the number 3534 the 5 means

- A 5 units    B 5 hundred and thirty four    C 5 hundreds  
D 5 tens    E 5 thousands

4. Which of these fractions is NOT greater than  $\frac{1}{2}$  ?

- A  $\frac{2}{3}$     B  $\frac{7}{8}$     C  $\frac{3}{8}$     D  $\frac{3}{4}$     E  $\frac{9}{16}$

5. Which number is divisible both by 4 and 6 ?

- A 16    B 12    C 18    D 20    E 46

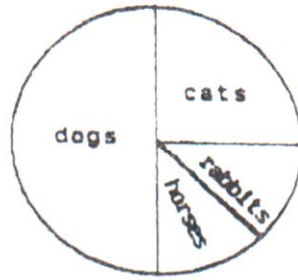
6. Which number is the same as 0.75

- A 75    B  $\frac{1}{4}$     C  $\frac{5}{7}$     D  $\frac{3}{4}$     E  $\frac{7}{5}$

7. A washing machine costs £300 + 17.5% VAT. How much is the VAT ?

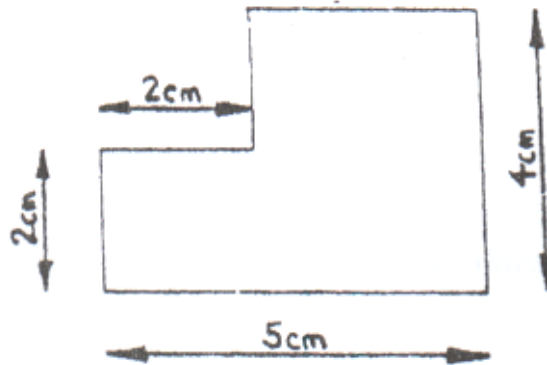
- A £17.50    B £1.75    C £52.50  
D £30.00    E £175.00

8. The chart shows which pets 48 children voted as their favourite.



How many children did not vote for horses ?

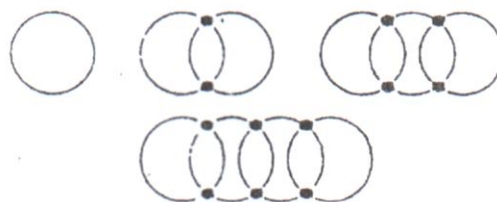
- A 6      B 42      C 12      D 36      E 30
9. On a day out the Brown family drove to Settle a distance of 36 miles. They came home by a different route which was  $1\frac{3}{4}$  times as long as their route there. How long was their route home ?
- A 27 miles      B 36 miles      C 63 miles  
D 72 miles      E 50 miles
10. A bottle holds 1.5 litres of lemonade. Mark pours out six 100ml glasses. How much is left in the bottle ?
- A 9 ml      B 15 ml      C 150 ml  
D 600 ml      E 900 ml
11. What is the area of this shape ?



- A 22 sq. cm      B 20 sq. cm      C 55 sq. cm  
D 25 sq. cm      E 16 sq. cm

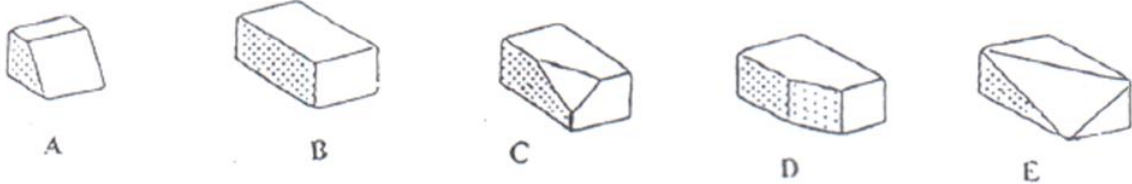
One circle has 0 dots, two circles have 2 large dots, three circles have 4 large dots as shown.

Use the diagrams to answer questions 12 and 13.



12. How many large dots are there for 6 circles?  
 A 8 B 14 C 12 D 10 E 16
13. How many large dots are there for 50 circles?  
 A 98 B 48 C 100 D 56 E 120

Shape B is a block of butter and shapes A, C, D and E are blocks of butter with a piece cut off. Use the diagrams to answer questions 14 and 15.



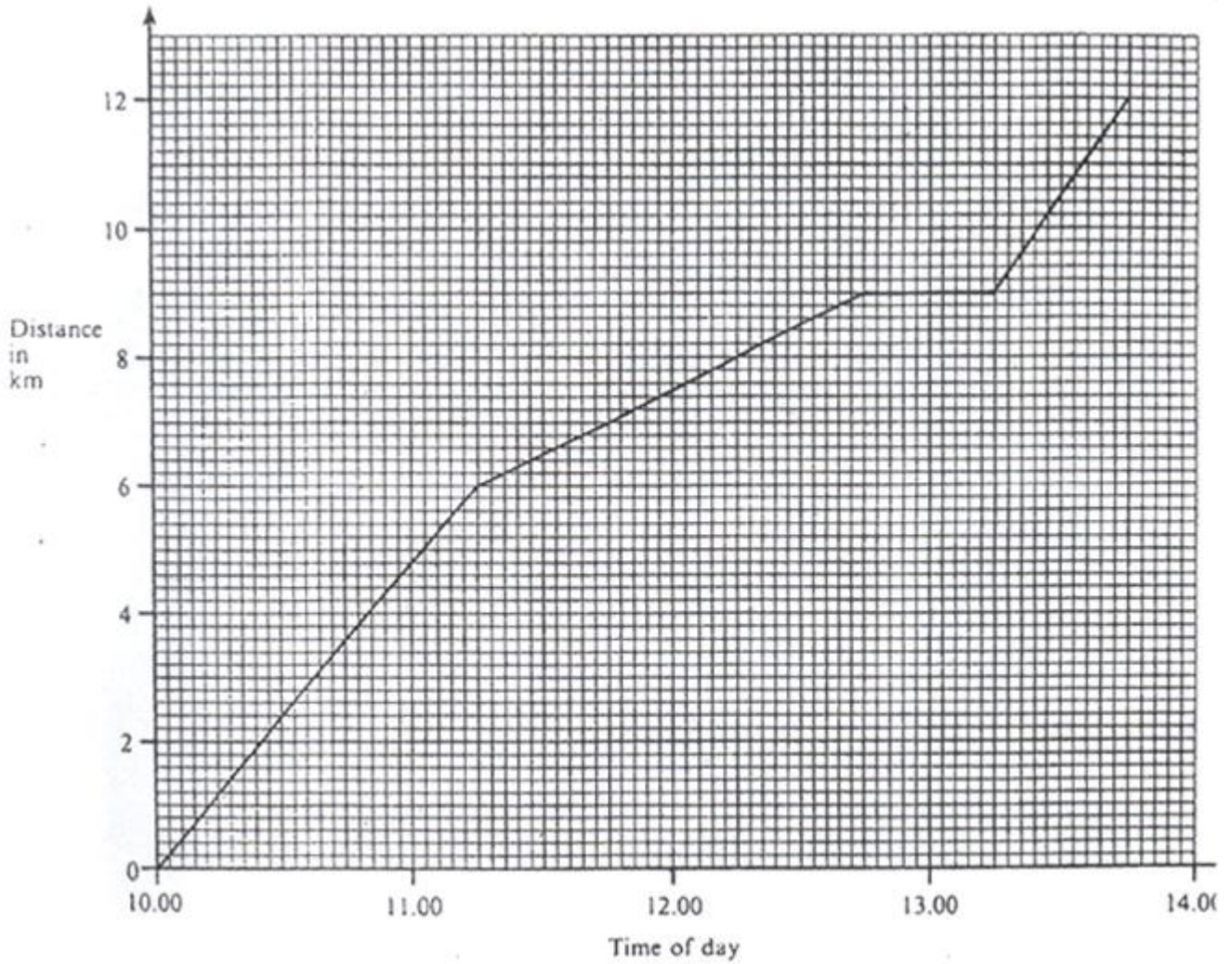
14. Shape B has 12 edges. How many edges has shape C?  
 A 15 B 16 C 12 D 7 E 10
15. Which shape has the least number of corners?  
 A B C D E
16. Cheapo Trains run from Lym to Yar and return. The costs for adults, children and dogs are given in the table. Use this table to answer questions 16 and 17.

From Lym to Yar	ADULT	CHILD
Single	£1.66	£0.83
Return	£3.32	£1.66
Dog accompanying passenger		£0.83 Single £1.66 Return

How much would it cost Mr and Mrs Brown, their daughter and their pet dog to travel to Yar with Return tickets?

- A £4.98 B £8.20 C £9.96 D £4.20 E £7.00
17. Mr and Mrs White want to travel from Lym to Yar, Single with their dogs. They only have £5 to spend for the travel. What would be the most number of dogs they could take with them?  
 A 5 B 2 C 4 D 3 E 6

The graph shows the journey of a group of walkers, showing their distance from the start during the day. Use the graph to answer questions 18, 19 and 20.



18. At what time were they 6 km from the start?  
 A 11.00    B 11.30    C 11.15    D 11.10    E 11.45
19. How far from the start were they at 13.45?  
 A 9 km    B 12 km    C 13 km    D 10 km    E 11 km
20. For which time interval were they not moving?  
 A 12.45-13.15    B 11.15-11.45    C 10.45-11.15    D 11.45-12.15    E 10.15-10.45

**Read this passage very carefully, then answer the questions that follow.**

November the Fifth, 1788

'I don't want to go,' muttered Stephen, as he stood at the kitchen window and stared out at the dreary dawn.

'But you *promised*,' whispered Catherine in a frenzy of exasperation.

'I could lock myself in my room.'

5 'No, you couldn't. They'd come knocking at your door, bullying you to go with us. And then ...' and then?

He sighed, knowing the truth. His great anger would burst out of him. And God knows what abuse he might not heap on his uncles and their heartless Centenary Celebrations. Catherine's gala day would be ruined from the start.

10 He stared out again at the driving rain.

'I'll get as wet as an otter,' he grumbled, turning back for a last warm at the fire.

She went on cutting him great wedges of bread and cheese.

She was sure of him now. He would keep his word. She and Martha could enjoy the great day.

15 He watched her gloomily, waiting for her to finish. She was barefoot, still in her nightdress, smiling to herself. Heavens! thought, that the wearing of muslins and a new bonnet should mean so much to a girl! He was disgusted by her happiness. Ashamed of it. Had she not the wits to see that the whole thing was a mockery? If it were not that she was his sister - and that he was fond of her - he'd be damned if he'd go shuffling off furtively like this before they were all up. He'd stay and tell his two pestilential uncles that they and the Duke of Ullswater and the landed gentry of

20 Westmorland were a dishonest pack of hypocrites - and have done with it!

Excited, still smiling, her work done, Catherine ran to the window, unlatched the casement, and leaned far out to scan the full stretch of sky between the two ranges of hills.

'Look!' she whispered eagerly. 'There's a rim of light westward behind the Pike. It'll be fine before eleven.'

25 She turned back into the room, snatched up the bread and cheese, and hurried him to the threshold.' Take your hat and the shepherd's cloak,' she said. 'You'll be all right when the wind blows off. You'll like it up there. You know you will.'

A loud creaking started up in the house behind them.

'Quick!' she said hoarsely, thrusting the food into his hands.

30 'Quick! Or it'll be too late!'

She stood watching him impatiently as he loped off across the farmyard, longing for him to be safely away before his escape was discovered.

'Where is he going?' asked a voice at her side.

She looked round, half angry, half guilty.

35 It was Martha, her school-friend, in her nightdress.

'To the hills,' she replied shortly. 'Why did you get up?'

'I wondered where you were. It was cold in that great bed without you.'

Martha looked over Catherine's shoulder at the lonely figure trudging up the fell path in the driving rain.

40 'Isn't Stephen coming with us to watch the processions?'

'No'

© The Rebel by Hester Burton  
Reproduced by kind permission of the author's daughter

**Here are the questions. Now try to answer as many as you can.**

1. Which pair of adjectives best describe 'dreary' in line 2?
  - A dull and wet
  - B overcast and light
  - C bright and clear
  - D sad and weary
  
2. Why is *promised* in line 3 in italics?
  - A it's a typing error
  - B it emphasises Catherine's happiness
  - C it stresses and reminds Stephen of what he has said
  - D it makes the printing look better
  
3. Which of the answers below best describe her 'frenzy of exasperation' line 3?
  - A she screamed with anger
  - B she shouted loudly
  - C she was completely exhausted
  - D she was outraged that he might not keep his word
  
4. Which is the best description of 'bullying' in line 5?
  - A hitting hard
  - B saying hurtful words
  - C insisting forcibly with words
  - D ignoring him
  
5. Why is 'Centenary Celebrations' (line 8) in capital letters?
  - A it is a happy occasion
  - B it is a proper noun
  - C it comes at the end of the sentence
  - D it is a part of direct speech
  
6. When Stephen says 'I'll get as wet as an otter,' it is an example of:
  - A simile
  - B metaphor
  - C verb
  - D proverb
  
7. The word 'gloomily' (line 14) is an adverb which of the following is not an adverb?
  - A badly
  - B happily
  - C sadly
  - D dreary

8. How did Catherine's actions affect her brother?
- A he liked her new hat
  - B he was pleased she was happy
  - C he would do anything for her
  - D he was ashamed of what she was doing
9. The past tense of scan is formed by doubling the 'n' and adding 'ed' i.e. scanned. Which of the following also forms its past tense in the same way?
- A gather
  - B brag
  - C unlatch
  - D whisper
10. How does the author show Catherine is agitated in lines 29 and 30?
- A she uses long words
  - B she stammers
  - C she uses short sentences
  - D she speaks kindly
11. it'll in line 30 is an example of which tense?
- A future
  - B imperfect
  - C present
  - D past
12. Why did Catherine watch 'impatiently' in line 31?
- A she didn't feel well
  - B she was feeling short-tempered
  - C she didn't trust him to do as he promised
  - D she was anxious for him to be away as quickly as possible
13. Read the following sentence 'Martha looked over Catherine's shoulder at the lonely figure.' Which of the following is the verb in the sentence?
- A looked
  - B over
  - C shoulder
  - D lonely
14. The piece ends with a single word 'No' what impression is Catherine giving to Martha?
- A she is bored with her
  - B she should ask no more questions
  - C she doesn't like her
  - D she cannot think of anything else to say

15. What kind of writing is this piece?
- A poetry
  - B comedy
  - C biography
  - D narrative
16. You want to find Centenary Celebrations in the book. What would be the quickest way to find a page which refers to them? Would you look?
- A in the Index
  - B in the Contents page
  - C in the Glossary
  - D through the pages of the book

Read lines 1 – 5 below and answer questions 17 - 20

1. Stephen was very unhappy about leaving the house in such a way. The wether was atrocious and
2. the rain penetrated the cloak he was \_\_\_\_\_ . He was thoroughly wet and miserable.
3. Suddenly through the mist he saw an overhanging rock and gratefully took shelter there. It did not
4. entirely protect him from the driving rain but aforded him some respite from its ferocity. He thought
5. about what he had done for his sister and how he dispised himself for agreeing to her request.

17. Which of the following words would you insert in the blank space on line 2?

- A waring
- B warring
- C whering
- D wearing

18. Look carefully at lines 1 & 2. Which word is spelt incorrectly?

- A wether
- B atrocious
- C penetrated
- D cloak

19. Look carefully at line 4. Which word is spelt incorrectly?

- A protect
- B aforded
- C respite
- D ferocity

20. On line 5, the word dispised is spelt wrongly, which is the correct spelling?

- A dyspized
- B despised
- C dispised
- D despished

Test 3 VERBAL REASONING

Examples of the kind of questions to be expected

All answers are to be marked on a separate answer sheet

All questions give a multiple choice

1. Find ONE letter which will go in BOTH brackets to complete all the words.

eas ( ? ) eam

yeas ( ? ) rip

A. y B. l C. e D. s E. t

2. Only ONE of the words will go equally well in BOTH sets of brackets. Find the word.

(itch sore .....)

(hasty reckless .....)

A. wild B. rash C. proud D. unhappy

3. Multiply the first figure by the sum of the last two figures

12, 4, 2.

A. 6 B. 18 C. 72 D. 96

4. Find a word to go in the second brackets which is made by using the same rule as the word in the first brackets.

meat (mess) loss

swim ( ? ) bean

A. mean B. news C. swan D. bins

5. Find the next letter or number in the series

1, 3, 7, 15, 31 ?

A. 32 B. 48 C. 62 D. 63 E. 64

6. These three words are given in code. The order is mixed up.

DEAL

5431

CLAD

4621

LIED

1234

Find the code for the following word and mark its letter on your answer sheet.  
DELL

A. 5422 B. 1234 C. 1244 D. 4621 E. 4612

## **INSTRUCTIONS RELATING TO OPTICAL MARK READ FORM**

In each of the three tests, you will be asked to record your answers on a separate answer sheet. These are then optically marked by a machine. It is therefore very important that you know how to record your answers correctly.

The example answer sheet on page 23 of this booklet will be used for the Mathematics test only. It allows us to record answers of up to 120 questions. There will not be 120 questions on the Mathematics paper and therefore you will not use the whole of the answer sheets. Staff on duty will give further guidance on the morning of the examination.

The following is an example of a question and how to record the answer.

Q3) Which of the following is not equal to a quarter.

A.  $\frac{4}{16}$       B.  $\frac{2}{8}$       C.  $\frac{3}{12}$       D.  $\frac{7}{16}$       E.  $\frac{8}{32}$

1.    A B C D E
2.    A B C D E
3.    A B C ~~D~~ E
4.    A B C D E
5.    A B C D E

So your answer to Question 3 is D. This would then be marked as correct.

The English and Verbal Reasoning papers will use answer sheets provided by GL Assessment which, for copyright reasons, we are unable to reproduce in this booklet. Students will be carefully shown how to complete the answer sheets for these tests on the morning of the examination.



## ANSWERS

### Test 1 Sample Mathematics Questions

Pages 13 – 16

1. B
2. D
3. C
4. C
5. B
6. D
7. C
8. B
9. C
10. E
11. E
12. D
13. A
14. A
15. E
16. C
17. B
18. C
19. B
20. A

### Test 2 Sample English Questions

Pages 17 – 20

1. D
2. C
3. D
4. C
5. B
6. A
7. D
8. D
9. B
10. C
11. A
12. D
13. A
14. B
15. D
16. A
17. D
18. A
19. B
20. B

For entry in September 2012

**APPLICATION FOR ENTRANCE EXAMINATION 11+**

Please complete this form and return it with a stamped addressed envelope to:

The Admissions Officer  
Entrance Examination (11+)  
Clitheroe Royal Grammar School  
Chatburn Road, Clitheroe, BB7 2BA

**PLEASE WRITE IN BLOCK CAPITALS**

CANDIDATE'S SURNAME .....

CANDIDATE'S FORENAME(S) .....

DATE OF BIRTH ..... MALE/FEMALE .....

AGE ON 31<sup>st</sup> AUGUST 2012                      Years ..... Months .....

NAMES OF PARENT(S) OR CARER(S) .....

HOME ADDRESS .....

.....

.....

HOME TELEPHONE ..... POST CODE .....

MOBILE PHONE .....

E-MAIL ADDRESS .....

PRESENT SCHOOL .....

ADDRESS OF SCHOOL .....

The school may wish to contact your son/daughter's primary school Headteacher. Please tick the box if you do **NOT** wish us to do so.

The closing date for applications is **12.00 noon on WEDNESDAY 14<sup>th</sup> SEPTEMBER 2011**. **We will not accept, under any circumstances, applications received after this date.** We will acknowledge receipt of applications by 20<sup>th</sup> September, indicating whether your address is considered to be catchment or non-catchment and will give you specific details about the examination.

If you have not received this confirmation by Thursday 22<sup>nd</sup> September please ring school (01200 423379).

I ..... certify that the information given on this form is correct and I understand that should it subsequently be found to be untrue then any offer of a place which might have been made will be withdrawn.

If there is additional information of which we should be aware, please attach an additional sheet giving details.

Signed .....

Parent/Carer